

eve weather ☀️☁️

Reviewers Guide



eve.

Meet Eve Weather

With Eve Weather, track your current outdoor temperature, humidity and barometric pressure, and see the weather trend at a glance — on your iPhone or directly on the display. Review current and past climate data, empowering you with insights of the weather on your doorstep. Or ask Siri what the temperature's like outside, so you can dress for the day's weather before setting out.

With a sleek & sophisticated design and IPX3 water resistance, Eve Weather offers truly wireless, energy-efficient operation with support for Bluetooth and Thread.

Eve Weather joins your Thread network automatically, and is Apple HomeKit-enabled for outstanding ease of use with iPhone, iPad, and Apple Watch. And the best thing about all Eve accessories is how they protect your privacy: Eve does not harvest your personal data and there is no Eve cloud, so your data won't get exposed.



Eve Weather Benefits

1. Monitor conditions on your doorstep

Using precision-engineered technology from Swiss sensor maker Sensirion, Eve Weather measures temperature, humidity, and barometric pressure with unrivalled accuracy — keeping you up to date with current conditions, right on your doorstep. With its masterfully-crafted body and IPX3 water resistance, you can add a touch of functional elegance wherever it makes sense.

4. New, 3-in-1 display

The third generation of Eve's weather stations, Eve Weather introduces a much-improved display. While its predecessor, the best selling Eve Degree, required users to press a button to toggle between temperature and humidity on the screen, Eve Weather now shows both conditions at once and even adds the new weather trend indicator.

2. Track your home's microclimate

What's the coldest week of the year? How do humidity levels fluctuate throughout the day? Has low pressure prevailed since yesterday? The Eve app records and visualizes weather conditions over time, empowering you with microclimate insights.

5. Future-proof

Eve Weather supports Bluetooth and Thread, and joins your Thread network automatically. Thread is making your smart home more responsive and robust, and is a pillar of the new standard CHIP. A battery-operated Thread accessory, Eve Weather represents an endpoint in your Thread network that can't relay data packets from other Thread-enabled accessories.

3. See the weather trend at a glance

Eve Weather automatically analyzes local barometric pressure changes and uses this data to provide you with a 12-hour weather trend. Are the skies likely to clear? Or are they going to cloud over? You'll be able to tell at a glance just by looking at the icons for sunny, partly cloudy, rainy or stormy weather on the display or in the Eve app.

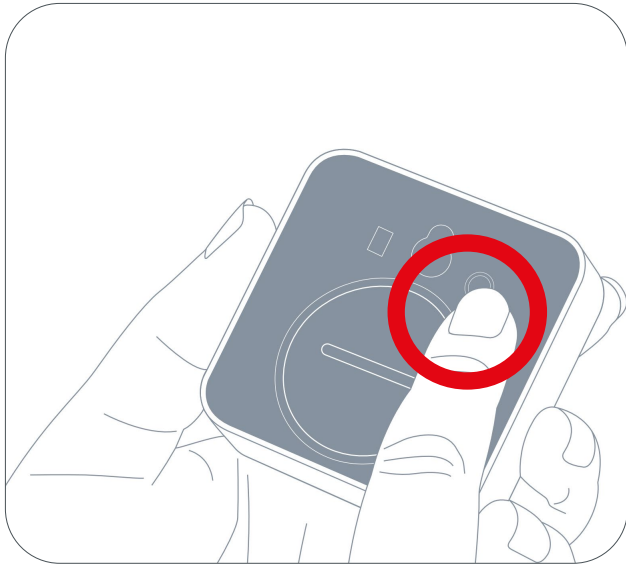
6. Highest data privacy

All data is fully encrypted and only transferred directly between Eve Weather and iPhone, iPad or home hub. Eve does not harvest your personal data by forcing you to set up an account or registering your accessories. No cloud or any other proprietary device can ever breach your most personal data.


Eve Weather Hardware



Set up Eve Weather in just a few seconds



1. Press the button once to activate Eve Weather.

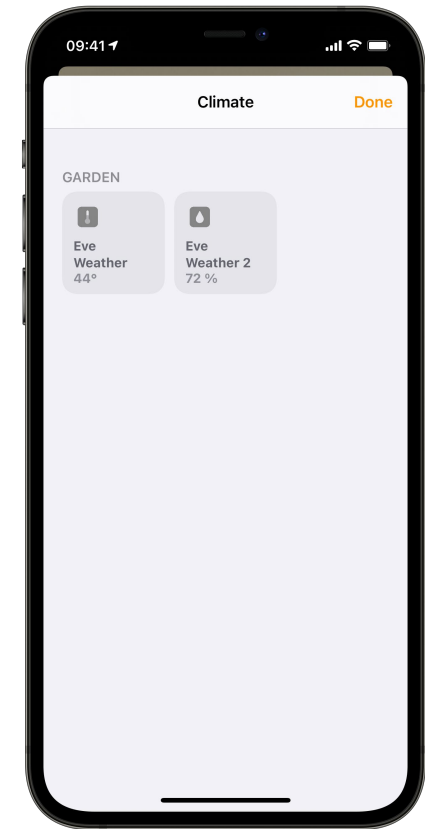
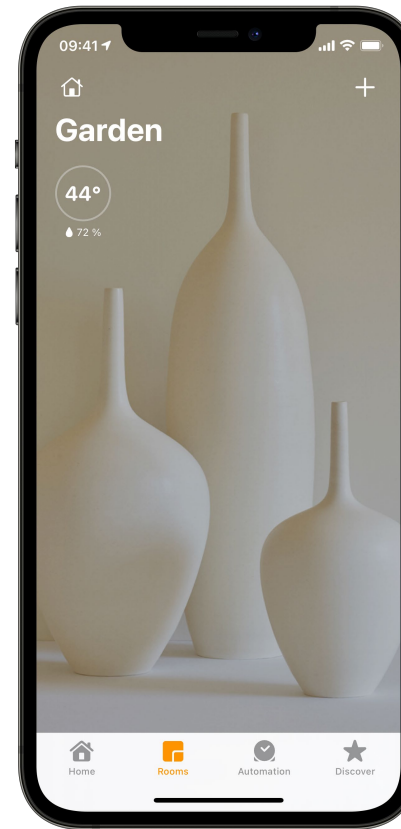
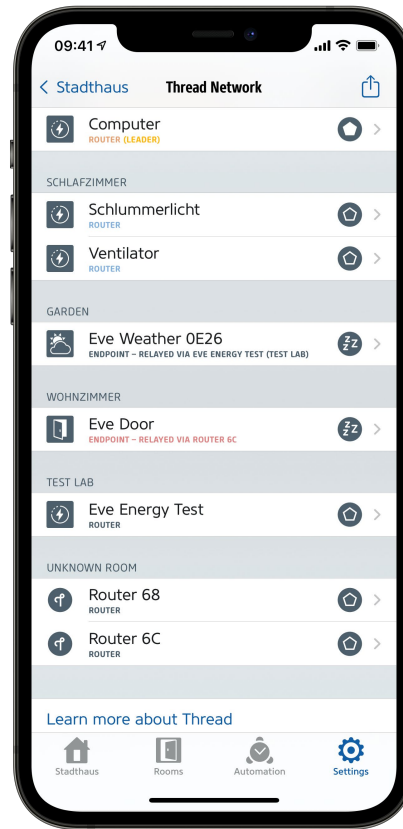
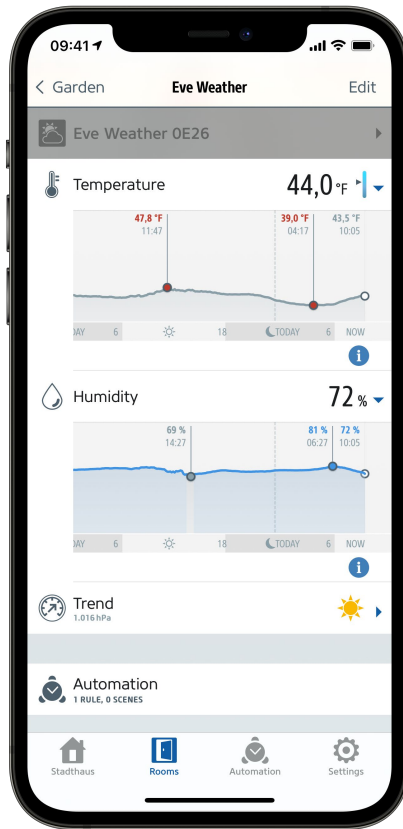


2. Eve Weather works wonders when simply placed on any surface, or mounted on a wall. Thanks to IPX3 water resistance, even outdoor locations exposed to a little rain are suitable.



3. Download the Eve app from the App Store. Open the Eve app and tap Add Accessory. Eve will now guide you through the setup process.

Using Eve Weather with Eve and Apple Home



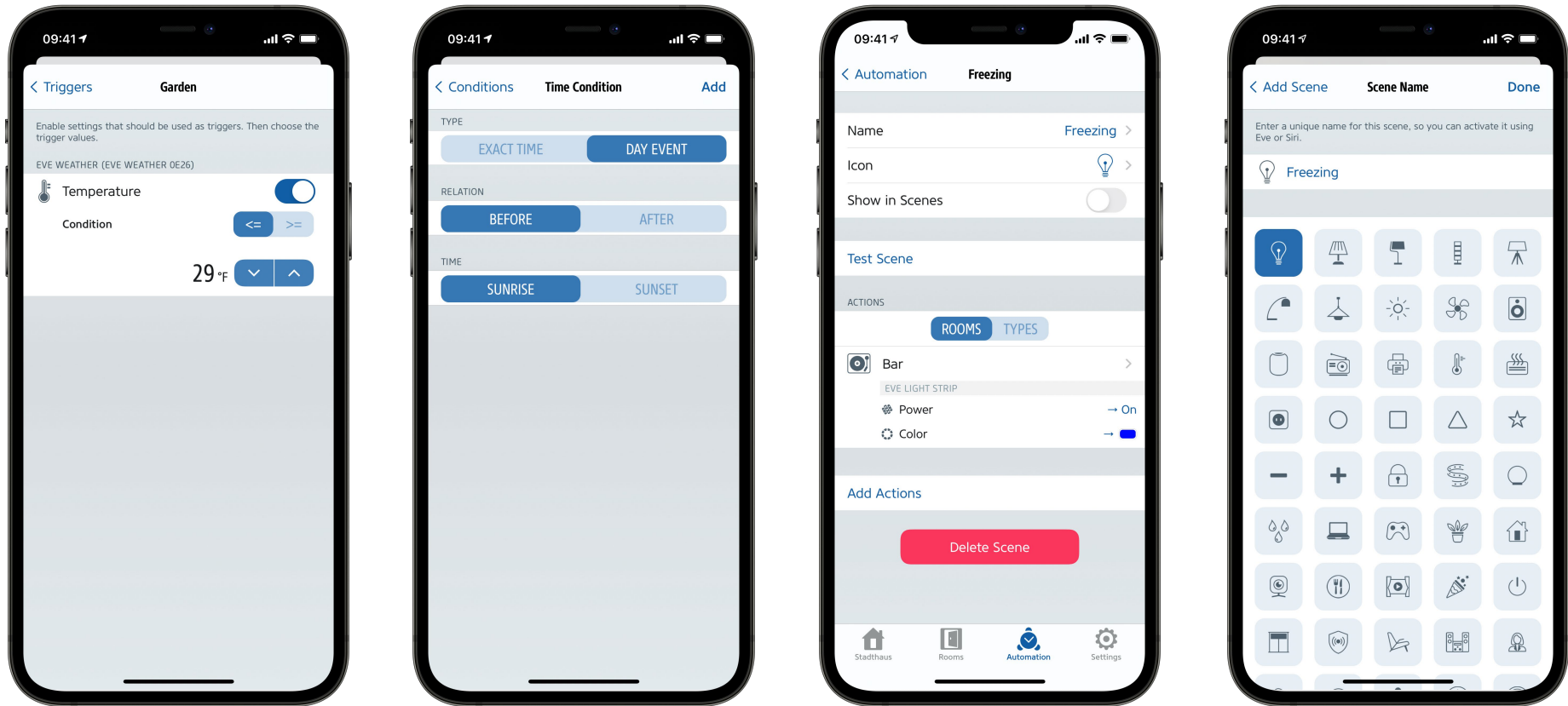
Eve...

- ... displays barometric pressure and provides you with a weather trend
- ... stores accessory data, distills it in graphs, and exports it
- ... enables sophisticated HomeKit automations
- ... surveys your home's Thread network setup

Apple Home...

- ... displays weather conditions in Home's status and on your Apple Watch and your Apple Watch
- ... displays your home hub's status
- ... lets you edit guest permissions

Eve Weather and HomeKit Automation



HomeKit will not send notifications to alert you of extreme heat or cold. But you can work around that by building automations based on Eve Weather's temperature and humidity measurements. Simply craft rules that use value changes in triggers or conditions. For example, a rule could automatically turn on a lamp once night time temperatures are

near freezing, reminding you in the morning to leave earlier and scrape ice off your windshield.

More info on automation:

<https://www.evehome.com/blog/>

Frequently asked questions

How do I get Eve Weather to use Thread?

When Eve Weather is powered on after its setup, it will quickly check whether there is a Thread network available. If it is, the accessory will join the network with the valid network identifier and credentials provided by HomePod mini. In the Eve app, head to “Thread Network” in the Settings section to check on the different roles and connections of your Thread-enabled accessories.

How do I reset Eve Weather?

If Eve Weather continues to show implausible values, you may want to perform a soft reset. Use a coin to open the enclosure, take out the battery, insert it after 15 seconds and push gently while closing the cover. If the device doesn't resume normal functionality, please restore factory settings: Press and hold both the reset button for ten seconds until the display says “HI”.

How about range?

Wi-Fi and Bluetooth coverage of your home can be extended by adding repeaters, additional home hubs or an Eve Extend to increase the range of your HomeKit accessories. A Thread network expands pretty much automatically as you add more accessories. As an example, if Eve Weather is beyond the reach of your HomePod mini, an Eve Energy somewhere in the middle could connect the Eve Weather to the Thread network.

How long does the battery last?

Eve Weather uses a long-lasting, exchangeable CR2450 battery (button cell), which allows Eve Weather at least a year of service. Available at electronics retailers and Amazon, a replaceable CR2450 battery usually fetches USD \$3/3 Euro, and fitting it is fast and easy.

How recent are the values?

Since temperature, humidity and air pressure change slowly within typical usage scenarios, Eve Weather records data every 10 minutes – a commonsensical interval that also contributes to the unit's extensive battery life. In Eve Weather's detail view, use the pull to refresh gesture to enforce a new measurement.

How do I export data?

You'll need the Eve app to process measurements recorded by Eve Weather in a spreadsheet on your iOS device or computer. Double-tap a graph, select Measurements in the new screen, and tap the sharing icon to access the export function. Export creates an .xls file, so you can even use it in Numbers.

eve.

For further questions please contact Patricia Nunez,
+1 305 374 4404 Ext.139, patricianunez@maxborgesagency.com