

eve energy 

Get Started

入门

i


**8A / 2000 W
Max**
(最大值)



**For indoor
use only**
仅供室内使用。

1


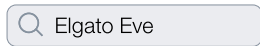
Plug Eve Energy into a powered socket.
将 Eve Energy 插入电源插座。



②

Download the Elgato Eve app from the App Store.

从 App Store 下载 Elgato Eve 应用程序。




③

Open the Elgato Eve app and tap Add Accessory. Eve will now guide you through the setup process.

打开 Elgato Eve 应用程序, 并轻点“添加附件”。
Eve 现在将引导您完成安装过程。

Add Accessory



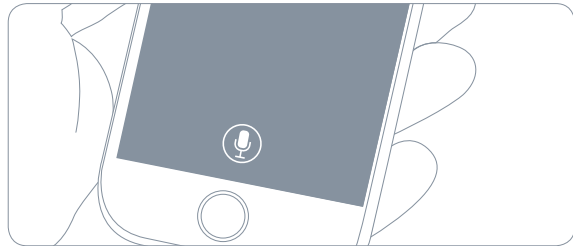
If you have already set up another accessory, go to the Eve settings to add Eve Energy to your home.

如果您已經有設置其他 Eve 產品, 則可直接前往 Eve 設定將 Eve Energy 添加到您家中。

Enjoy · 使用

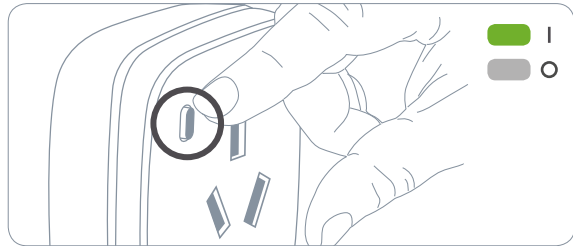
Control devices connected to Eve Energy from the app or using Siri.

通过应用或 Siri 控制 Eve Energy 连接的设备。

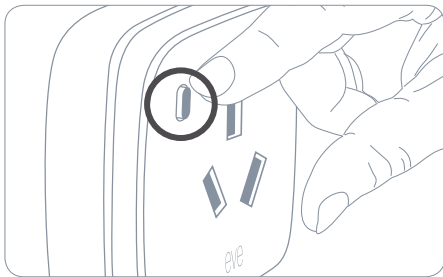


You can also use the button to control devices connected to Eve Energy.

您还可以通过按钮控制 Eve Energy 连接的设备。



Reset • 重置




Please keep your HomeKit Setup Code in a safe place. You need it to securely add Eve to your home, and nobody but you has a copy.

請將您的 HomeKit 安裝代碼存放在安全的地方。您需要用它將 Eve 安全地裝入您家中。除您之外，沒有其他人擁有副本。

Product: 10EAE5401 • Model: 20EAE5401 • Part: 51EAE5401



eve energy 



Room • 房间:

Notes • 备注:

.....

