

eve energy 

Get Started



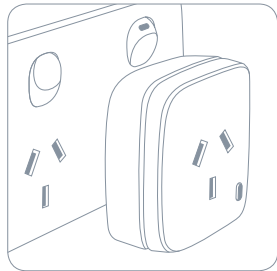
**1840 W
Max**



**For indoor
use only**




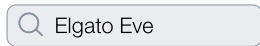
Plug Eve Energy into a socket.



Get started

②

Download the Elgato Eve app from the App Store.




Get started

3

Open the Elgato Eve app and tap Add Accessory. Eve will now guide you through the setup process.

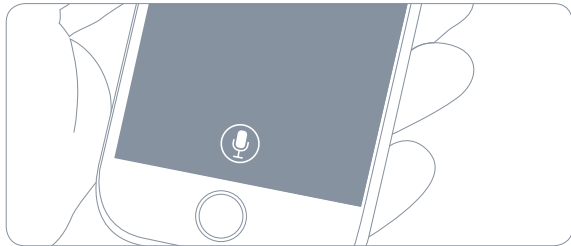
Add Accessory



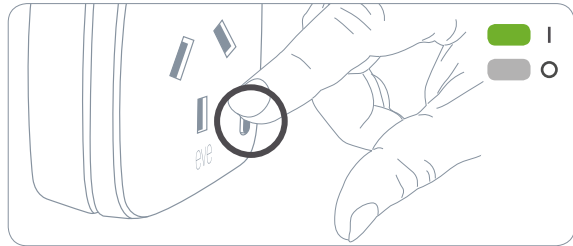
If you have already set up another accessory, go to the Eve settings to add Eve Energy to your home.

Enjoy

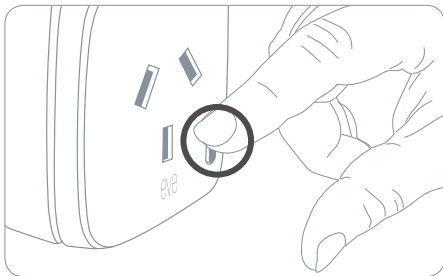
Switch your devices on and off from the app or using Siri.



You can also use the button to switch Eve Energy on and off.



Reset




Please keep your HomeKit Setup Code in a safe place. You need it to securely add Eve to your home, and nobody but you has a copy.

Product: 10EAC6001 • Model: 20EAC6001 • Part: 51EAC6001



eve energy 



Room :

Notes :

.....

